



MJog Messenger

# Quick Patient Guide

## 1. Getting the App


Visit [www.mjog.com/messenger](http://www.mjog.com/messenger), download on the App Store or get it on Google Play.



## 2. Registering the App

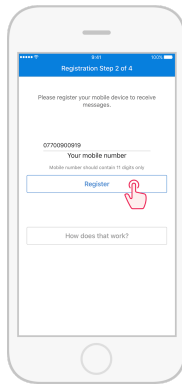
1

Tap **Next**.



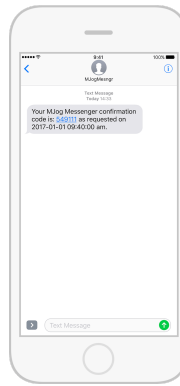
2

Key in your mobile number, then tap **Register**.



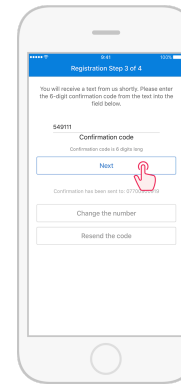
3

You will receive a text message from **MJogMesngr** containing your confirmation code.



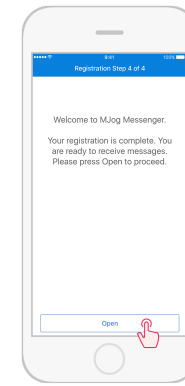
4

Key in the confirmation code, then tap **Next**.



5

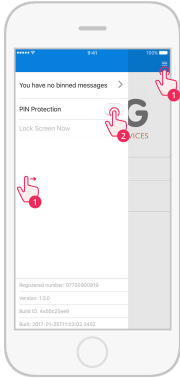
Tap **Open** to start using the app.



## 3. Securing the App

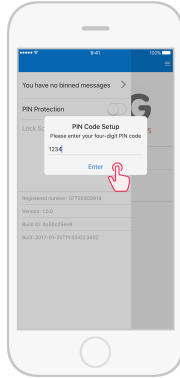
1

Swipe right or tap , then tap the **PIN Protection** switch.



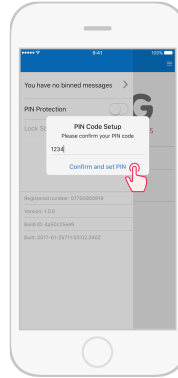
2

Key in your PIN code, then tap **Enter**.



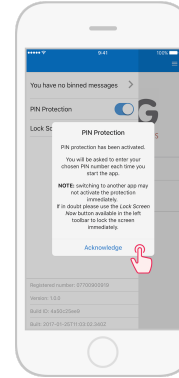
3

Key in your PIN code again, then tap **Confirm and set PIN**.



4

Read the **PIN Protection** alert, then tap **Acknowledge**.



## 4. Using the App

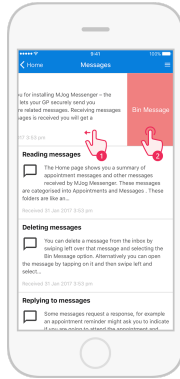
1

Tap **Messages**.




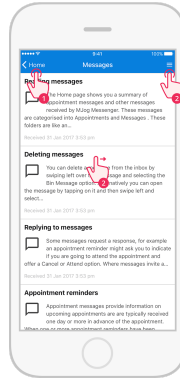
2

Locate the **Welcome** message, swipe left, then tap **Bin Message** to delete.



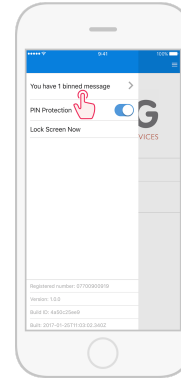
3

Tap **Home**, then swipe right or tap .




4

Tap **You have 1 binned message**.



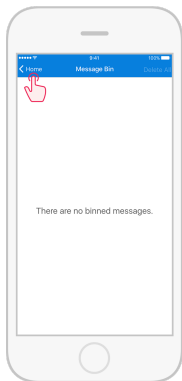
5

Locate the **Welcome** message, swipe left, then tap **Restore** to undelete the message.



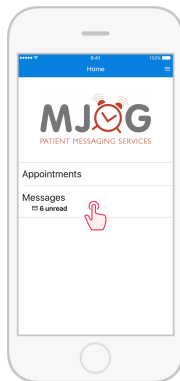
6

Tap **Home**.



7

Tap **Messages**.



8

Tap the **Welcome** message to read.

